



DESCRIPTION

TAG VCT is a very aggressive, high tack adhesive engineered for foot traffic immediately after the installation is completed. TAG VCT is solvent free and offers excellent performance bond characteristics complementing its strong and durable bond with VCT and felt back sheet.



pH
7-10



RH
Up to 95%



Dry Time
30-60 mins



Working Time
Up to 24 hrs



Foot Traffic
Immediate
Occupancy



Rolling Loads
24 hrs

Approved Floor Covering

- Vinyl Composition Tile (VCT)
- Felt-Backed Sheet

Limitations

TAG VCT HIGH MOISTURE VCT ADHESIVE

- Not for exterior installations
- Not for use with vinyl backed floor coverings
- Not for use to encapsulate asbestos
- Not for use when moisture exceeds 3.5% per ASTM F2659, or Relative Humidity of concrete substrate exceeds 95% (ASTM F2170)
- Not for use where hydrostatic pressure exists
- Do not use if substrate pH is greater than 10.0 or below 7.0
- Concrete substrate must be a minimum of 5° F above dew point
- Ambient conditions must be between 60°-90° F - 30-65% RH
- Extreme ambient condition changes will affect the performance quality of the installation
- Do not install over chemically abated substrates
- Do not install over adhesive residue or cutback adhesive
- Do not allow product to freeze
- Do not use with dimensionally unstable floor coverings
- Do not use over concrete substrates which have been treated with silicates, either topically or entrained

Suitable Substrates

- Concrete substrates (at least 28 days old)
- On, above or below grade installations
- Cement-based self-levelers/patching compounds
- APA underlayment grade plywood and OSB (per manufacturer recommendation)
- Cement backer board
- Cement terrazzo (properly prepared with waxes and surface finishes removed)
- Well bonded Vinyl Composite Tile (VCT) free of wax and sealers
- Properly primed gypsum based underlayment that meets ASTM F2419 requirements for compressive strength
- Well bonded cork underlayment
- Radiant heated substrates should be turned off 24hrs prior to installation, Maximum 85° F.

Substrate Requirements

- RH: 95% [ASTM F2170]
- pH: Between 7.0-10.0 [ASTM F710]

PRECAUTIONARY NOTE: TAG VCT IS NOT A MOISTURE MITIGATION SYSTEM AND SHOULD NOT BE USED AS ONE. THE ADHESIVE WILL HOLD UP UNDER STATED MOISTURE CONDITIONS, HOWEVER FLOOR COVERING MAY HAVE ADVERSE EFFECTS.

PLEASE CONSULT TAG ADHESIVES' TECHNICAL DEPARTMENT FOR SUBSTRATES NOT LISTED AT 682-704-7547

Surface Preparation

**TAG VCT
HIGH MOISTURE VCT ADHESIVE**

NOTE: FOLLOW ALL FLOOR COVERING MANUFACTURERS GUIDELINES. SUBSTRATES MUST BE PREPARED IN ACCORDANCE WITH ASTM F710 AS WELL AS THE FOLLOWING:

- Substrates must be dry, smooth, solid, structurally sound and flat.
- Substrates should be clean and free of dust, dirt, oil, grease, paint, curing agents or concrete sealers; topically applied or entrained, loosely bonded toppings, adhesive residue, loose particles, and any other substance or condition that may prevent or reduce adhesion.
- Fill all surface cracks, grooves, depressions and non-moving joints with moisture resistance patching or self-leveling compounds.
- Substrate, adhesive and floor covering must be acclimated with HVAC in operation for 48 hours prior, during, and continuously after installation is complete.
- Ambient conditions, temperature must be between 60°-90° F and relative humidity must be between 30-65% during and following installation.
- When installing over radiant heated substrates, heat should be turned off 24 hours before, during, and after installation. When turning radiant heat back on, do so in 5° increments per hour to desired temperature. Floor temperature should not exceed 85° F.

Installation Instructions

Follow flooring manufacturer's guidelines for layout, design and any special precautions for installation.

DISCLAIMER: FOLLOW THESE INSTRUCTIONS COMPLETELY OR DO NOT USE THIS PRODUCT.

- 1) *** If unfamiliar with a product, always perform a bond test. Spread a small area of adhesive and install the desired floor covering into the adhesive to ensure the desired bond is achieved. ***
- 2) After surface preparation, spread adhesive using the determined trowel as needed for desired floor covering type.

(VCT) POROUS and NON-POROUS SUBSTRATE

- After spreading the adhesive using the determined trowel, allow 30-60 minutes for adhesive to flash off installing floor covering into dry adhesive. When the adhesive is ready and dry, there will be no adhesive transfer to finger when touched.
- Working time: Up to 24 hours, will vary depending on ambient conditions and porosity of the substrate. Be sure to install floor covering during the working time of the adhesive or loss of adhesion could occur.

FELT BACK SHEET




- After spreading the adhesive using the determined trowel, allow 10-20 minutes for adhesive to flash off (installing into the adhesive with a 100% transfer to floor covering backing).
- Working time: Will vary depending on ambient conditions and porosity of the substrate.
- Be sure to install floor covering during the working time of the adhesive or loss of adhesion could occur.

- 3) After installation, roll flooring with 75-100lb roller to ensure proper adhesive transfer.

NOTE: Foot traffic immediately after installation is completed. Heavy loads after 24 hours and 48 hours for regular maintenance and topical surface finishes.

Required Applications & Coverage

**TAG VCT
HIGH MOISTURE VCT ADHESIVE**

Floor Covering	Trowel Recommendation	Estimated Coverage
Vinyl Composition Tile (VCT) Non-Porous Substrate	1/16" x 1/32" x 5/64" U Notch 	Up to 300 sqft/gallon
Vinyl Composition Tile (VCT) Porous Substrate	1/16" x 1/32" x 1/32" U Notch 	Up to 260 sqft/gallon
Felt Back Sheet	1/16" x 1/16" x 1/16" Square Notch 	Up to 180 sqft/gallon

It is up to the end user to determine the proper trowel and coverage rate.

Cleanup

- While wet, use a cloth and soapy water to remove wet adhesive
- When adhesive is dry, use denatured alcohol or appropriate adhesive remover
- Always check for compatibility on a piece of scrap flooring.

Storage

- This product should be stored at temperatures between 50°-90° degrees F.
- This product has a shelf life of 2 years

Disclaimer: Users should determine the suitability of this information and product for their own purpose or application. The manufacturer is not responsible for the misuse of this product. This adhesive is not a moisture barrier and should not be installed/treated as such. This adhesive is not a substrate moisture sealer and does not form a protective barrier and is only warranted to maintain an adhesive bond when used over substrates specified in this document or as prescribed by LH Adhesives. ASTM 2659 impedance readings that exceed 3.5% may void the warranty.

Exclusively made by Lighthouse Adhesives



PROFESSIONAL FLOORING SUPPLY

PO Box 7558, Fort Worth, TX 76111
800-772-2706 | www.accesspfs.com

PROFESSIONALFLOORING
SUPPLY